



ASIC

Connect

User guide

ASIC Connect - Business names

How to apply for a business name for the first time

The screens and data pictured in this guide are examples only. Actual screens can have minor differences in text and layout.



How to apply for a business name

- You can lodge an application for a business name online from **ASIC Connect**.
- You must have an ABN or an ABN application reference number to apply for a business name (unless an exemption applies).
- You can pay for a business name application online by credit card or later by BPAY or invoice.
- You can access assistance with applying for a business name and other transactions through the help button.

The screens and data pictured in this guide are examples only. Actual screens can have minor differences in text and layout.



Connect

ASIC

Get started

To get started in ASIC Connect, you will need to sign up for an account.

Select **Get started** in the blue Business names box.

The screenshot shows the ASIC Connect homepage. At the top, there is a blue header with the ASIC logo and a search bar for ASIC registers. Below the header, the main content area is divided into several sections. On the left, a 'Welcome' section contains links for first-time users, business names information, why sign up, search ASIC registers, and log in to other ASIC registers. In the center, there is a large box for 'Log in to ASIC Connect' with a 'Get Started' button highlighted by a red box and a red arrow. Below this is a section for 'Log in to other ASIC Registers' with a dropdown menu and a 'Go' button. On the right, there is a 'Quick Links' section with various links like 'Australian Business Register', 'ABN Lookup', and 'Find ACN'. Below that is a 'Follow ASIC' section with links to Twitter, YouTube, Facebook, and an ASIC Webcast. At the bottom, there is a 'Do it now' section with links for 'Search' and 'See more on YouTube', and a 'What's new' section with a list of recent updates.

Search ASIC Registers

Within: Select

For: Go

Home

Welcome

First time user? [Learn more](#) about our new online services.

Information about business names

Why sign up?

Search ASIC's registers

Log in to other ASIC registers

Log in to ASIC Connect

Register, renew or update a business name

Get Started

Log in

Log in to other ASIC Registers

---Select an Option---

Go

[Register for online access](#)

[Short seller](#)

[Service availability](#)

Quick Links

- Australian Business Register
- ABN Lookup
- Find ACN
- Australian Business Account
- Australian Business Licence and Information Service
- Trade mark check
- Franchise Council of Australia
- NZ Companies Office
- Information Brokers

Follow ASIC

FOLLOW US ON [twitter](#)

See more on [YouTube](#)

Join us on [facebook](#)

ASIC WEBCAST

Do it now

Search

Search ASIC's registers for companies, business names, documents and more.

[Search now](#)

See more on YouTube

Watch our YouTube videos to find out about our new services.

[View now](#)

What's new

1. Update your business name details online
12 December 2012
2. Business names service update
5 December 2012
3. Business name renewals
30 November 2012
4. Business names service update
30 November 2012

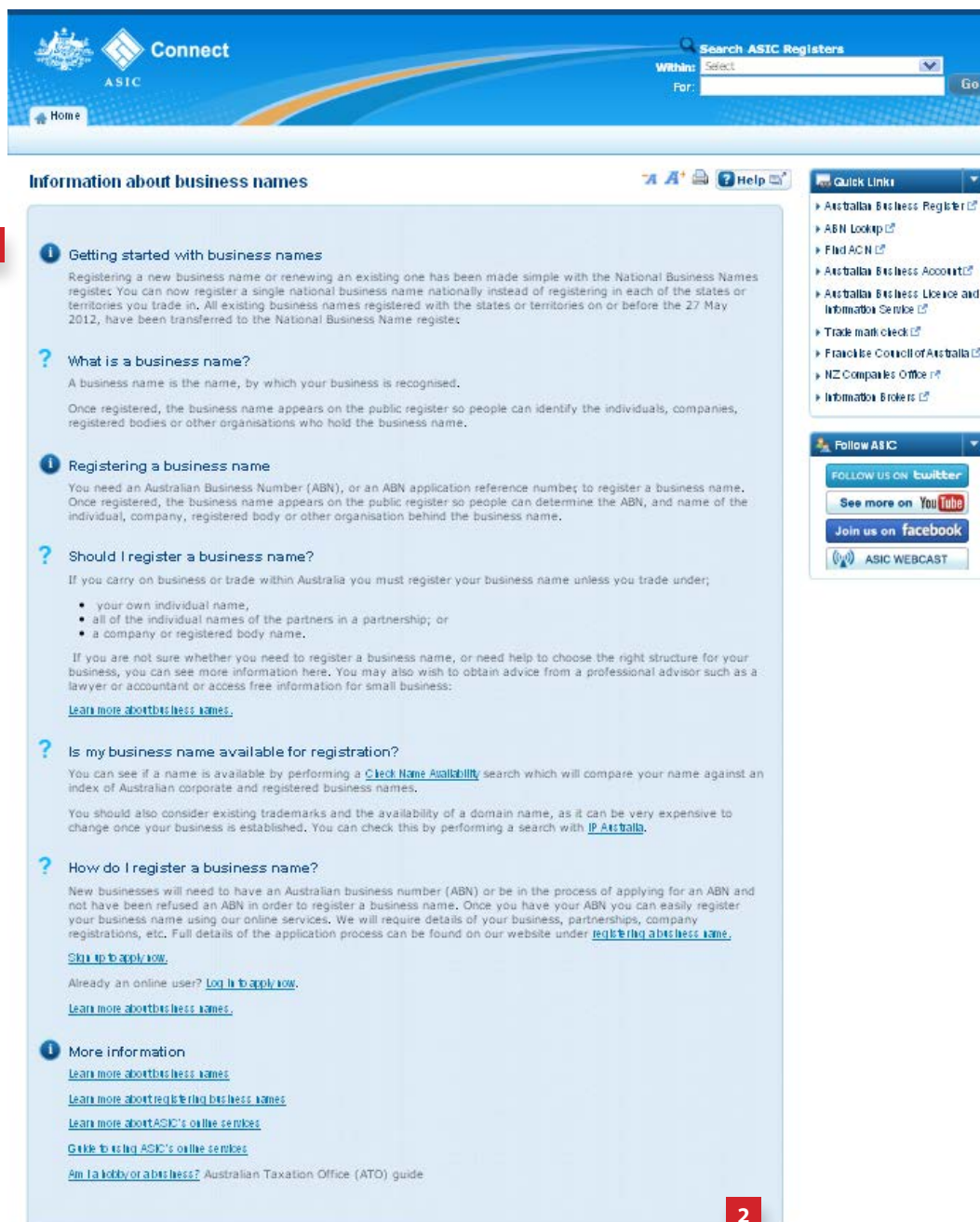
Help | Copyright | Privacy | Accessibility | Contact us

The screens and data pictured in this guide are examples only. Actual screens can have minor differences in text and layout.

Before you start

1. Read the information about ASIC Connect and business names.
2. Select **Sign up** at the bottom of the page.

1



The screenshot shows the ASIC Connect website interface. At the top, there's a header with the ASIC logo and a search bar for ASIC registers. Below the header, the main content area is titled 'Information about business names'. It contains several sections with icons and text:

- Getting started with business names:** Explains that registering a new business name or renewing an existing one has been made simple with the National Business Names register.
- What is a business name?:** Defines a business name as the name by which your business is recognised.
- Registering a business name:** States that you need an Australian Business Number (ABN) or an ABN application reference number to register a business name.
- Should I register a business name?:** Lists conditions under which you must register your business name.
- Is my business name available for registration?:** Provides information on how to check name availability using the 'Check Name Availability' search.
- How do I register a business name?:** Details the process for new businesses and those already applying for an ABN.
- More information:** A section with links to further resources.

On the right side, there's a 'Quick Links' sidebar with various services like 'Australian Business Register', 'ABN Lookup', and 'Find ACN'. Below that, a 'Follow ASIC' section offers social media links for Twitter, YouTube, and Facebook, along with an 'ASIC WEBCAST' link.

A red box with the number 2 is located at the bottom right of the screenshot.

The screens and data pictured in this guide are examples only. Actual screens can have minor differences in text and layout.



Sign up

1. Enter your email address. This will become your username.
2. Enter a password of your choice in the field provided.
3. Enter your personal details (given name, family name, phone).
4. Select a security question from the drop-down box and enter the answer.
5. Tick the box to confirm you have read and accept the terms and conditions.
6. Select **Create account** to proceed.

Sign up

Your details * Mandatory fields

Enter your details below.

* Username (email address):

* Confirm username (email address):

* Password:

* Confirm password:

* Given name:

Other given names:

* Family name:

* Phone: ☐ Work ☐ Home ☐ Mobile

()

* Security question: -- Select --

* Security answer:

☐ * I have read and accepted the terms and conditions of the [ASIC Electronic Lodgement Protocol - Business Names](#).
We may use the details you provide on this page to contact you in regards to problems with your transactions.
See [how we use your information](#) for more details.

[Back](#) [Create account](#)

Quick Links

- [Australian Business Register](#)
- [ABN Lookup](#)
- [Find ACN](#)
- [Australian Business Account](#)
- [Australian Business Licence and Information Service](#)
- [Trade mark check](#)
- [Franchise Council of Australia](#)
- [NZ Companies Office](#)
- [Information Brokers](#)

Follow ASIC

- [FOLLOW US ON twitter](#)
- [See more on YouTube](#)
- [Join us on facebook](#)
- [ASIC WEBCAST](#)

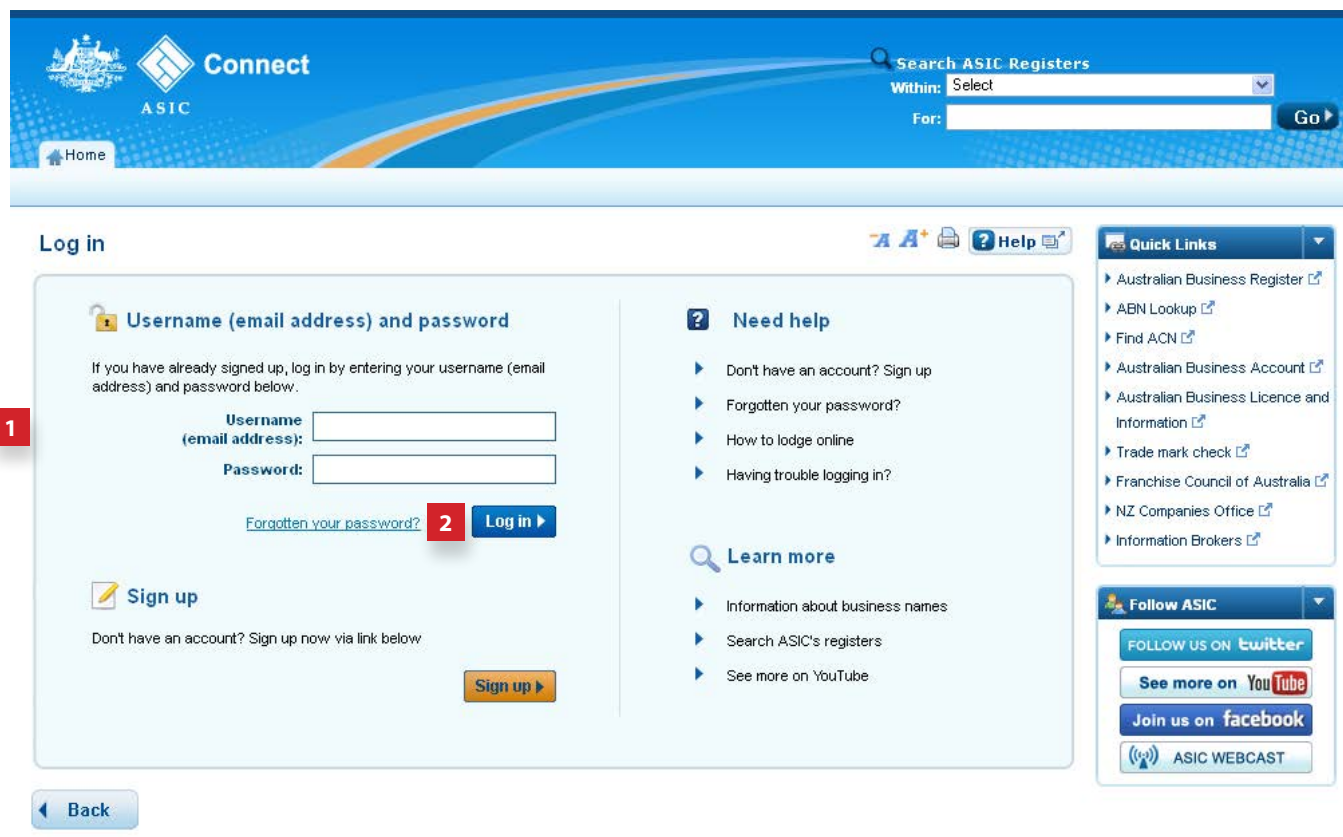
The screens and data pictured in this guide are examples only. Actual screens can have minor differences in text and layout.

Log in

We will send an activation email to the email address you provided. This can take up to 15 minutes to reach you depending on your email provider.

After you receive your email, open it, and click on the **Activate ASIC Connect account** link. If clicking on the link does not work, you can copy and paste the other link from the email into your web browser.

1. Enter your username (your email address) and password you provided when signing up.
2. Click **Log in** to access your ASIC Connect account



Log in

Username (email address) and password

If you have already signed up, log in by entering your username (email address) and password below.

Username (email address):

Password:

[Forgotten your password?](#) **2** **Log in ▶**

Sign up

Don't have an account? Sign up now via link below **Sign up ▶**

Need help

- ▶ Don't have an account? Sign up
- ▶ Forgotten your password?
- ▶ How to lodge online
- ▶ Having trouble logging in?

Learn more

- ▶ Information about business names
- ▶ Search ASIC's registers
- ▶ See more on YouTube

Quick Links

- ▶ Australian Business Register
- ▶ ABN Lookup
- ▶ Find ACN
- ▶ Australian Business Account
- ▶ Australian Business Licence and Information
- ▶ Trade mark check
- ▶ Franchise Council of Australia
- ▶ NZ Companies Office
- ▶ Information Brokers

Follow ASIC

FOLLOW US ON **twitter**

See more on **YouTube**

Join us on **facebook**

ASIC WEBCAST

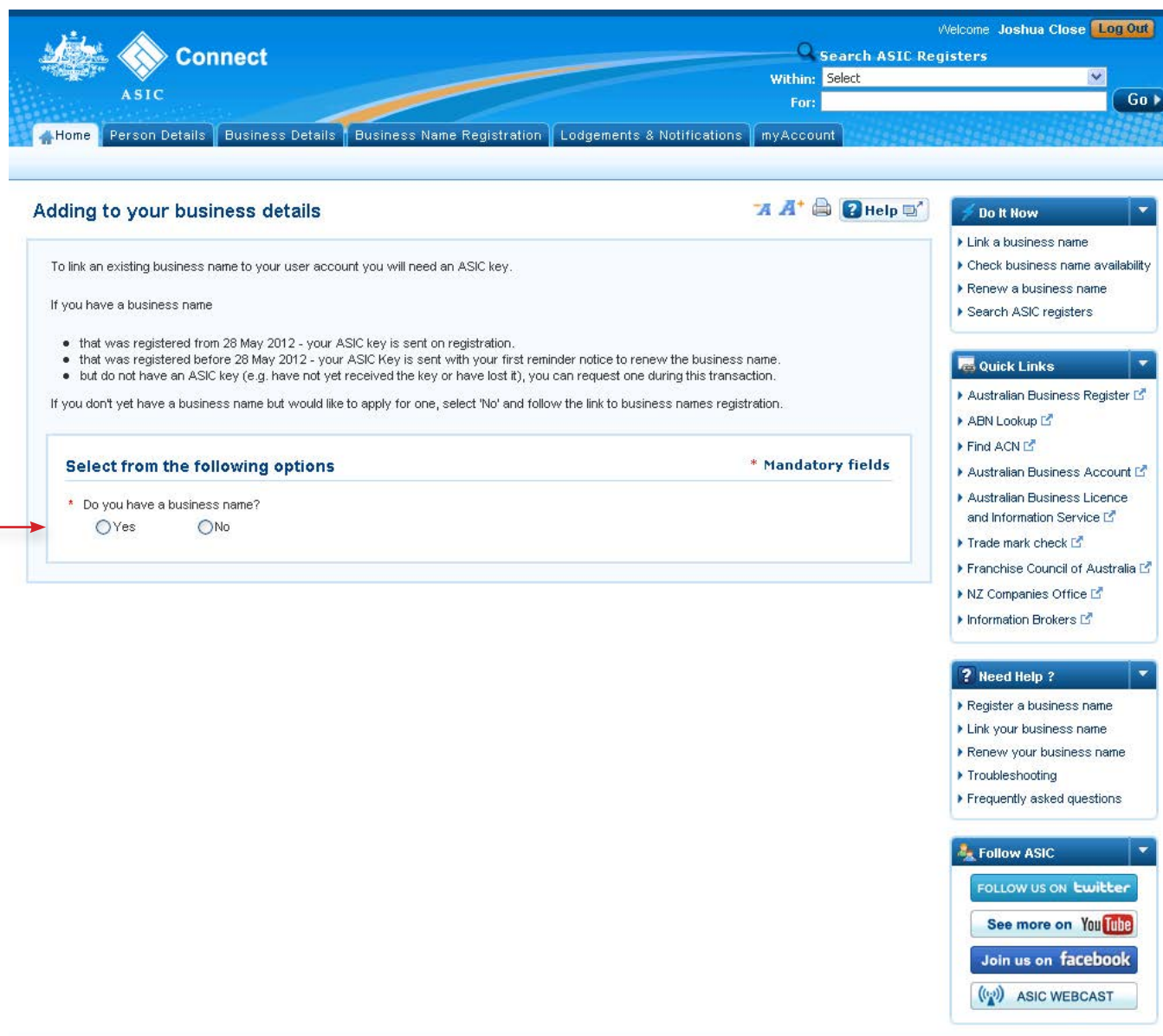
Back

The screens and data pictured in this guide are examples only. Actual screens can have minor differences in text and layout.

Adding to your business details

When you log into ASIC Connect for the first time, you will be prompted to add business names to your account.

1. If you do not have an existing business name, select **No**.
2. If you do have an existing business name you would like to link to your account, read our [How to link business names to your account](#) user guide.



Adding to your business details

To link an existing business name to your user account you will need an ASIC key.

If you have a business name

- that was registered from 28 May 2012 - your ASIC key is sent on registration.
- that was registered before 28 May 2012 - your ASIC Key is sent with your first reminder notice to renew the business name.
- but do not have an ASIC key (e.g. have not yet received the key or have lost it), you can request one during this transaction.

If you don't yet have a business name but would like to apply for one, select 'No' and follow the link to business names registration.

Select from the following options * Mandatory fields

* Do you have a business name?

☐ Yes ☐ No

Do It Now

- ▶ Link a business name
- ▶ Check business name availability
- ▶ Renew a business name
- ▶ Search ASIC registers

Quick Links

- ▶ Australian Business Register
- ▶ ABN Lookup
- ▶ Find ACN
- ▶ Australian Business Account
- ▶ Australian Business Licence and Information Service
- ▶ Trade mark check
- ▶ Franchise Council of Australia
- ▶ NZ Companies Office
- ▶ Information Brokers

? Need Help ?

- ▶ Register a business name
- ▶ Link your business name
- ▶ Renew your business name
- ▶ Troubleshooting
- ▶ Frequently asked questions

Follow ASIC

FOLLOW US ON **twitter**

See more on **YouTube**

Join us on **facebook**

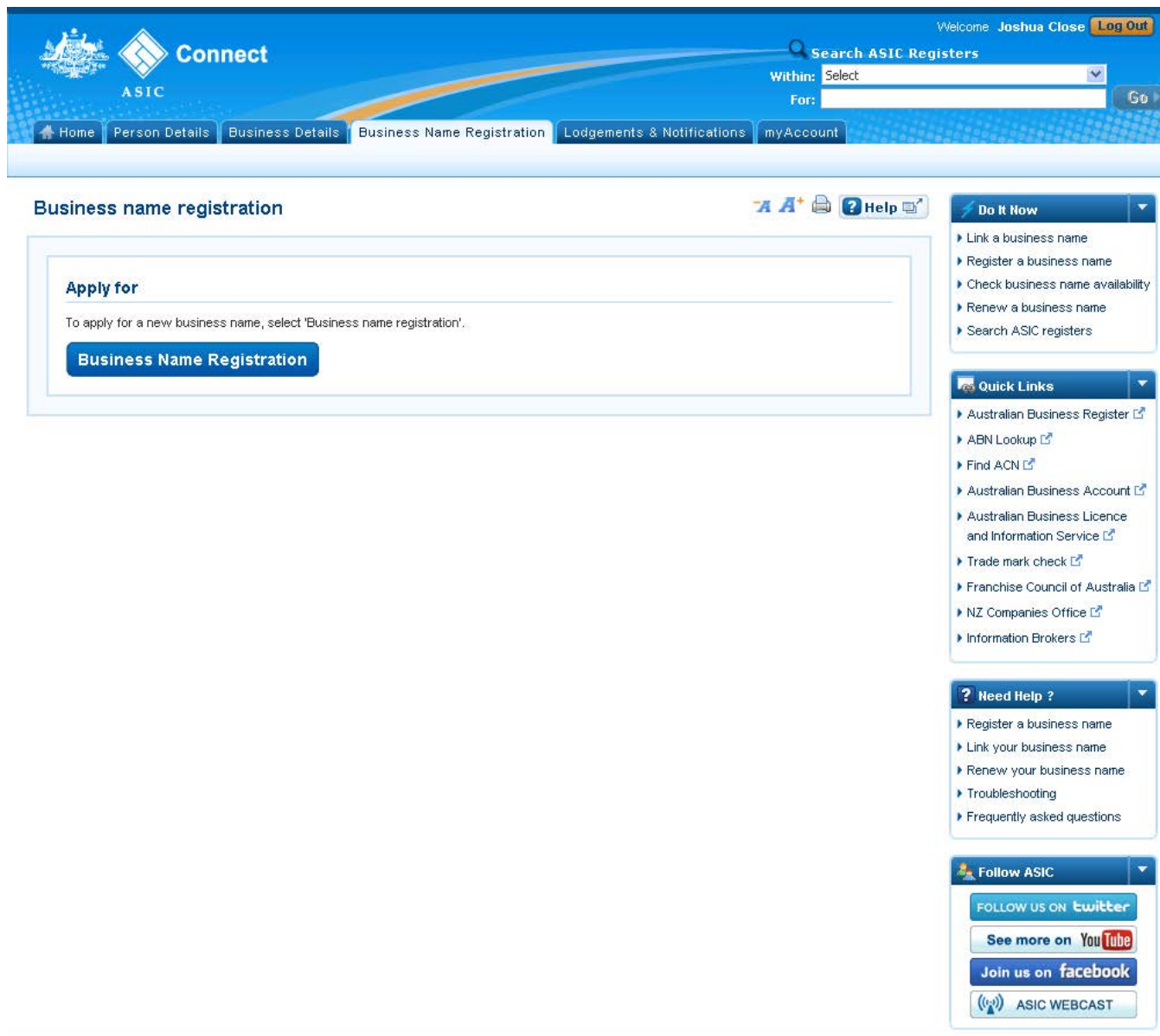
ASIC WEBCAST

The screens and data pictured in this guide are examples only. Actual screens can have minor differences in text and layout.

Business name registration

To apply for a new business name, select **Business names registration**.

The screens and data pictured in this guide are examples only. Actual screens can have minor differences in text and layout.



The screenshot displays the ASIC Connect website interface. At the top, the ASIC logo and 'Connect' branding are visible. A navigation bar includes links for Home, Person Details, Business Details, Business Name Registration (highlighted), Lodgements & Notifications, and myAccount. A search bar for 'Search ASIC Registers' is present, with fields for 'Within' and 'For'. A welcome message for 'Joshua Close' and a 'Log Out' button are also shown.

The main content area is titled 'Business name registration'. It features a section labeled 'Apply for' with the instruction: 'To apply for a new business name, select 'Business name registration''. Below this is a prominent blue button labeled 'Business Name Registration'.

On the right side, there are three vertical panels:

- Do It Now:** A list of actions including 'Link a business name', 'Register a business name', 'Check business name availability', 'Renew a business name', and 'Search ASIC registers'.
- Quick Links:** A list of links to various services such as 'Australian Business Register', 'ABN Lookup', 'Find ACN', 'Australian Business Account', 'Australian Business Licence and Information Service', 'Trade mark check', 'Franchise Council of Australia', 'NZ Companies Office', and 'Information Brokers'.
- Need Help?:** A list of help topics including 'Register a business name', 'Link your business name', 'Renew your business name', 'Troubleshooting', and 'Frequently asked questions'.

At the bottom right, there is a 'Follow ASIC' section with buttons for 'FOLLOW US ON twitter', 'See more on YouTube', 'Join us on facebook', and 'ASIC WEBCAST'.

The footer contains a horizontal line with links for 'Help', 'Copyright', 'Privacy', 'Accessibility', and 'Contact Us'.

Apply for a business name

1. Read the information about applying for a business name.
2. Read the information and tick the boxes under **Things to be aware of**.
3. Select **Get Started** to start your application.

The screens and data pictured in this guide are examples only. Actual screens can have minor differences in text and layout.

ASIC Connect: Business names - Applying for the first time

© Australian Securities and Investments Commission December 2012

1

Apply for a Business Name

Before you start

The application takes an average of 15 – 20 minutes to complete. You can choose to save and exit the application if you cannot complete it in one sitting. If you do, the information you entered will be saved for 90 days but the business name you entered will not be held and will be available for someone else to register.

Resume your application by logging on to your account. Go to 'My Transactions' under the 'Lodgements & notifications' tab to resume your application.

Who can lodge an application?

The proposed business name holder or a person authorised by them may lodge the application.

Here are the steps to apply for a business name and the information you will need on hand.

Step 1 Enter the Australian Business Number (ABN) or ABN application reference number of the entity that will hold the business name

Find the ABN before you start. Don't have an ABN? [Visit the Australian Business Register to apply.](#)

If you apply with an ABN application reference number, the business name will be held (but not registered) until your ABN application has been determined by the ABR.

Step 2 Enter the proposed business name and decide if you want to register it for 1 or 3 years

To get ready you can [check to see if the name is available.](#)

Step 3 Enter the details of the proposed business name holder

Depending on the type of holder, details may include the:

- full name, date and place of birth, and residential address of individuals
- ACN or ARBN of companies or registered bodies, or
- organisation representatives for organisations that are not companies or registered bodies (do not have an ACN or ARBN).

[Read more information about the details you will have to provide for the proposed business name holders.](#)

Step 4 Enter the addresses of the business

You will need to provide:

- a street address for the service of documents
- a street address for the principal place of business, and
- an email address

You can also provide a mobile phone number for SMS reminders.

Step 5 Confirm eligibility to hold a business name

You will be asked to make specific declarations before you lodge the application including a declaration that the proposed business name holder (or any person involved in the management of the business) is not [disqualified under the Business Names Registration Act 2011.](#)

Step 6 Review and change the information if required

You will have the opportunity to double-check all the information you have entered and edit it if required.

Step 7 Declare

You will be asked to declare that you understand the terms of lodgement of the application and that the information provided is true and correct. If you are lodging this application on behalf of the proposed holder, you will be asked to declare that you have the appropriate authority to lodge and make declarations on their behalf.

[See who may be authorised to lodge an application to register a business name for more information.](#)

Step 8 Pay the registration fee

Have your Visa or MasterCard ready to pay the registration fee, or pay by EPay. If you choose to pay later you will need to provide an email address so we can send you an invoice. We must receive payment within 10 business days or we won't register the name.

[Find out more about using this application.](#)

2

Things to be aware of

Read and tick all boxes:

- ☒ Registering a business name does not give the holder exclusive name rights. The holder may be subject to legal action for using a business name that has the potential to mislead the public.
- ☒ The holder may be inadvertently infringing someone else's trade mark with the proposed business name. Choosing a business name that infringes an existing trade mark can be a costly exercise—it could mean hefty legal bills, drawn out disputes and even the closure of the business. That is why it's so important to undertake a trade mark (TM) check. [Visit IP Australia to search trademarks.](#)
- ☒ A holder that is part of a franchise needs consent from the franchise owner to use the business name. [Visit the Franchise Council of Australia for more information about franchises.](#)
- ☒ The holder should check for any state or territory business licences that may be required. Get tailored information about government-related licences, registrations and permits at the [Australian Business Licence and Information Service \(ABLIS\).](#)
- ☒ The holder may want to register a domain name in addition to the business name. For more information and to search for available domain names before applying for a business name see the [Australian Domain Name Administrator \(AUDA\).](#)
- ☒ The [privacy notice](#) explains how we collect and disseminate the information provided in this application.

3 **Get Started**



ASIC



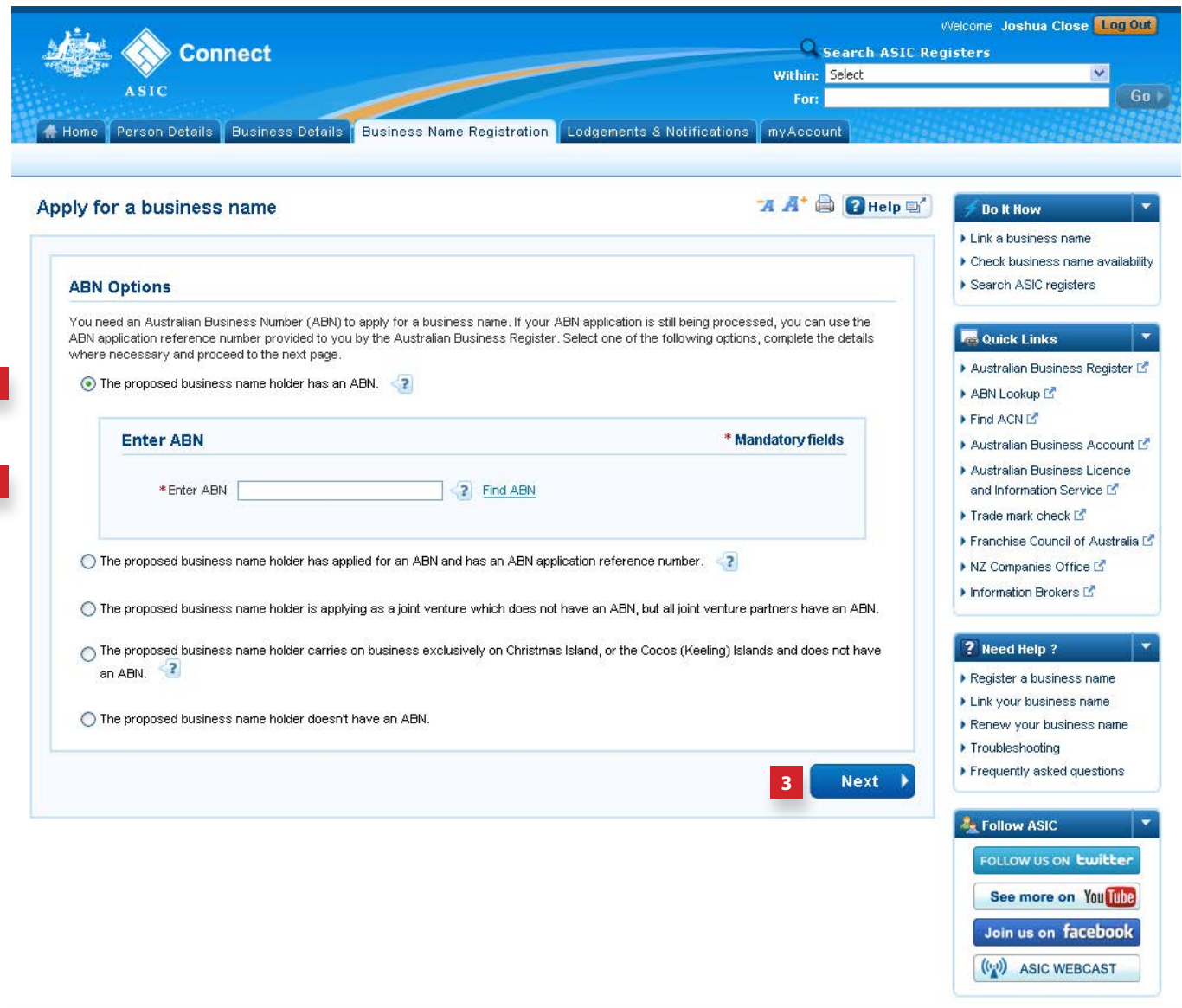
Connect

Select the relevant ABN option

To apply for a business name, you must have either:

- an ABN, or
- an ABN application reference number.

1. Select the relevant option.
2. Enter the **ABN** or **ABN application reference number** in the field provided.
3. Select **Next** to continue.



Apply for a business name

ABN Options

You need an Australian Business Number (ABN) to apply for a business name. If your ABN application is still being processed, you can use the ABN application reference number provided to you by the Australian Business Register. Select one of the following options, complete the details where necessary and proceed to the next page.

☒ The proposed business name holder has an ABN.

Enter ABN * Mandatory fields

*Enter ABN [Find ABN](#)

☐ The proposed business name holder has applied for an ABN and has an ABN application reference number.

☐ The proposed business name holder is applying as a joint venture which does not have an ABN, but all joint venture partners have an ABN.

☐ The proposed business name holder carries on business exclusively on Christmas Island, or the Cocos (Keeling) Islands and does not have an ABN.

☐ The proposed business name holder doesn't have an ABN.

3 [Next](#)

Do It Now

- Link a business name
- Check business name availability
- Search ASIC registers

Quick Links

- Australian Business Register
- ABN Lookup
- Find ACN
- Australian Business Account
- Australian Business Licence and Information Service
- Trade mark check
- Franchise Council of Australia
- NZ Companies Office
- Information Brokers

Need Help ?

- Register a business name
- Link your business name
- Renew your business name
- Troubleshooting
- Frequently asked questions

Follow ASIC

FOLLOW US ON [twitter](#)

See more on [YouTube](#)

Join us on [facebook](#)

[ASIC WEBCAST](#)

Help | Copyright | Privacy | Accessibility | Contact Us

The screens and data pictured in this guide are examples only. Actual screens can have minor differences in text and layout.

Business name availability

1. Enter your proposed business name in the field provided. Select **Check name availability**.
2. Review existing business names similar to the one you have proposed.
3. Select your preferred registration period (1 year or 3 years).
4. Select **Next** to continue.

Apply for a Business Name

Transaction reference number: 1-16PD764

Business Name Availability

Details On The Australian Business Register (ABR)

ABR Entity Name : EXAMPLE ENTITY NAME
Type : Individual
ABN : 51006987148

Proposed Business Name * Mandatory fields

* What business name would the proposed business name holder like to register?

Check Name Availability

BUSINESS NAME EXAMPLE is currently available. Select registration period and click next.
[Here is guidance on how we decide if a name is available.](#)

Existing names

The following names are already registered and are identical or similar to the business name you want to register. You may want to register a different name to distinguish this business from others.

To see if another name is available for registration, use our [Check Business Name Availability search](#).

Existing Names
[Prev](#) [Next](#) [View All](#)

Registration period and fees * Mandatory fields

You may register your business name for 1 year or 3 years and your registration will expire unless renewed on the anniversary of the registration, in 1 or 3 years respectively.

You can request an alternative registration period for your business name to end on:

- the same date as another business name registered to you (with the same ABN), or
- the same date as your company annual review date (enter this date).

When you select your preferred registration period, available options will be presented.

If choosing to align to your company review date, the date must be within the next 18 months (if a 1 year registration period is selected) or the next 3 years and 6 months (if a 3 year registration period is selected)

* Select a registration period :

☐ 1 year registration for \$30.00 AUD

☐ 3 year registration for \$70.00 AUD

Buttons: Cancel, Save & Exit, **Next**

The screens and data pictured in this guide are examples only. Actual screens can have minor differences in text and layout.

Business name holder details

1. Enter the business name holder details in the fields provided.
2. Select **Next** to continue.

Connect

ASIC

Welcome Joshua Close [Log Out](#)

Search ASIC Registers

Within:

For:

[Go](#)

[Home](#)
[Person Details](#)
[Business Details](#)
[Business Name Registration](#)
[Lodgements & Notifications](#)
[myAccount](#)

Apply for a Business Name

1

Business

Addresses

Eligibility

Review

Declare

Payment

Confirmation

Proposed business name holder details

Transaction reference number: 1-16PD764

Proposed business name : business name
example

Details On The Australian Business Register (ABR) [?](#)

ABR Entity Name : EXAMPLE ENTITY NAME
Type : Individual

ABN : 51096987148

Business details

Mandatory fields

Complete the details for the individual.

Individual's details [?](#)

Given Name:
Other Given Names:
Family Name:

Birth details [?](#)

The birth details provided will not be displayed on the public register.

* Date of birth

* Country -- select --

Residential address [?](#)

Provide the individual's residential address. This address must be a physical or street address, a post office box is not acceptable.

The residential address provided will not be displayed on the public register. See [how we use your information](#) for more details.

OR enter new details below

* Country -- select --

Email address

If you provide an email address, you are consenting to us using it to send notices required by the Business Names Registration Act 2011 to the holder of this business name. It will not be on the public register.

See [how we use your information](#) for more details.

Select from known email address

OR enter new email address below

* Email address

[Back](#)
[Cancel](#)
[Save & Exit](#)

2

[Next](#)

Do It Now

- Link a business name
- Register a business name
- Check business name availability
- Renew a business name
- Search ASIC registers

Quick Links

- Australian Business Register
- ABN Lookup
- Find ACN
- Australian Business Account
- Australian Business Licence and Information Service
- Trade mark check
- Franchise Council of Australia
- NZ Companies Office
- Information Brokers

Need Help ?

- Register a business name
- Link your business name
- Renew your business name
- Troubleshooting
- Frequently asked questions

Follow ASIC

[FOLLOW US ON Twitter](#)

[See more on YouTube](#)

[Join us on facebook](#)

[ASIC WEBCAST](#)

The screens and data pictured in this guide are examples only. Actual screens can have minor differences in text and layout.

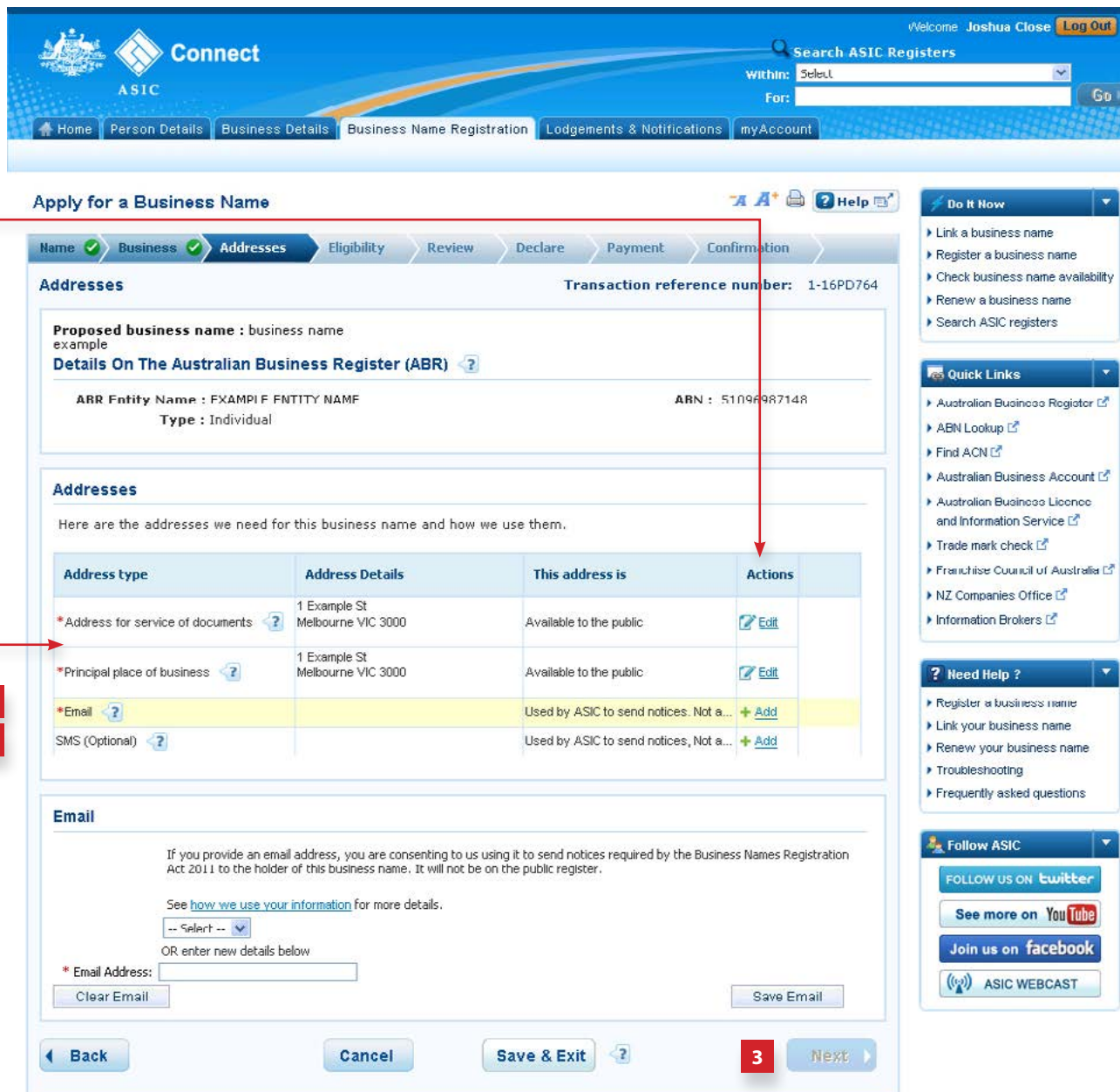
Addresses

You must provide an address for service of documents, a principal place of business address and an email address. An SMS address is optional.

Under the Actions column click on **+Add** link to add the relevant information.

This is how it will appear after you've added addresses. If you need to make a change, click on **Edit** beside an address.

1. Enter the email address in the field provided.
2. Optional: enter an SMS address in the field provided.
3. Select **Next** to continue.



Apply for a Business Name

Transaction reference number: 1-16PD764

Addresses

Proposed business name : business name
example

Details On The Australian Business Register (ABR)

ABR Entity Name : EXAMPLE ENTITY NAME
Type : Individual

ARN : 51099987148

Addresses

Here are the addresses we need for this business name and how we use them.

Address type	Address Details	This address is	Actions
*Address for service of documents	1 Example St Melbourne VIC 3000	Available to the public	Edit
*Principal place of business	1 Example St Melbourne VIC 3000	Available to the public	Edit
*Email		Used by ASIC to send notices. Not a...	+ Add
SMS (Optional)		Used by ASIC to send notices. Not a...	+ Add

Email

If you provide an email address, you are consenting to us using it to send notices required by the Business Names Registration Act 2011 to the holder of this business name. It will not be on the public register.

See [how we use your information](#) for more details.

-- Select --

OR enter new details below

* Email Address:

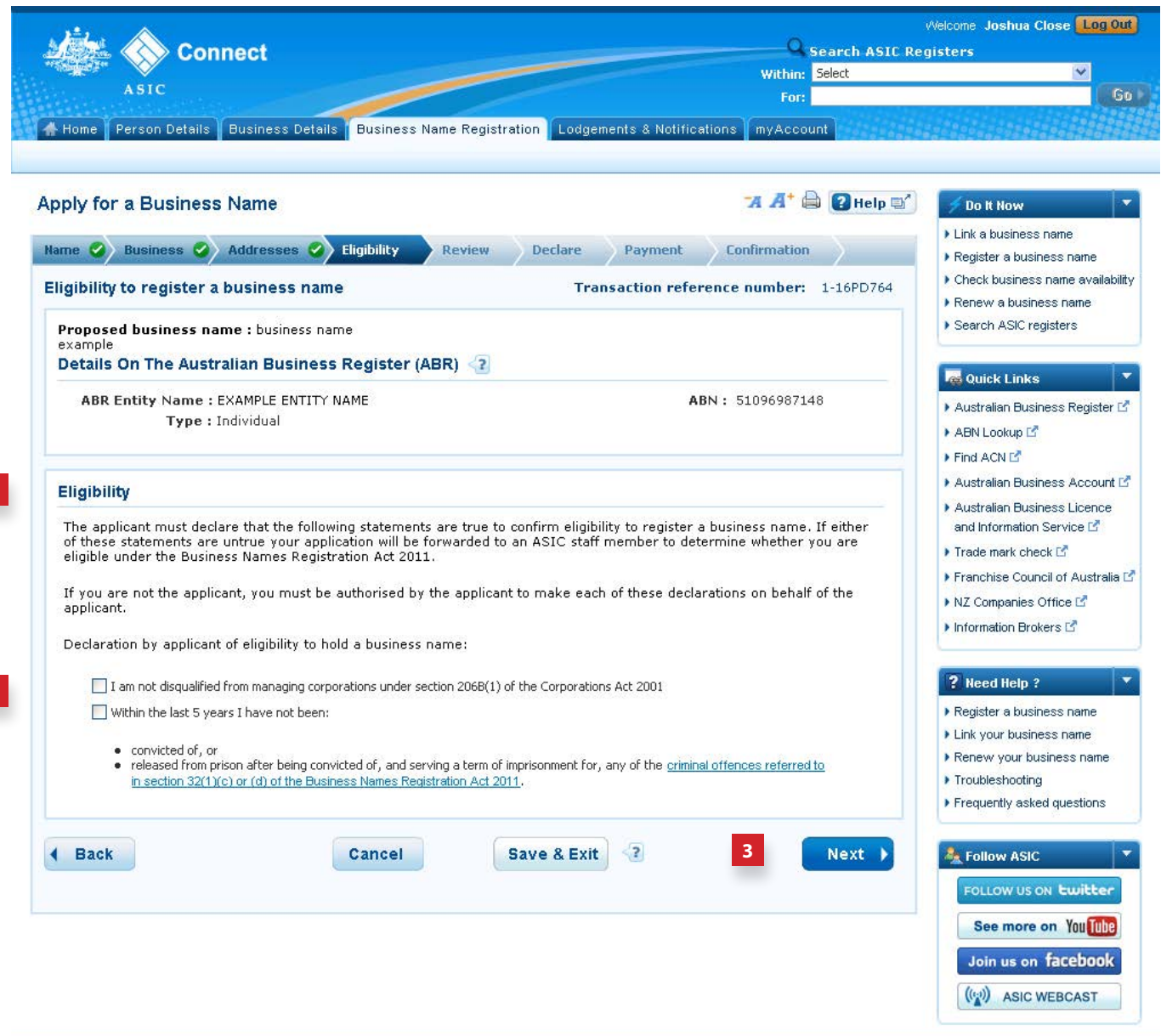
[Clear Email](#) [Save Email](#)

[Back](#) [Cancel](#) [Save & Exit](#) [Next](#)

The screens and data pictured in this guide are examples only. Actual screens can have minor differences in text and layout.

Eligibility

1. Read the eligibility declaration to ensure you agree with the conditions of the transaction.
2. If you agree, tick the boxes next to the declaration to proceed.
3. Select **Next** to continue.



Apply for a Business Name

Transaction reference number: 1-16PD764

Proposed business name: business name
example

Details On The Australian Business Register (ABR)

ABR Entity Name : EXAMPLE ENTITY NAME
Type : Individual

ABN : 51096987148

Eligibility

The applicant must declare that the following statements are true to confirm eligibility to register a business name. If either of these statements are untrue your application will be forwarded to an ASIC staff member to determine whether you are eligible under the Business Names Registration Act 2011.

If you are not the applicant, you must be authorised by the applicant to make each of these declarations on behalf of the applicant.

Declaration by applicant of eligibility to hold a business name:

☐ I am not disqualified from managing corporations under section 206B(1) of the Corporations Act 2001

☐ Within the last 5 years I have not been:

- convicted of, or
- released from prison after being convicted of, and serving a term of imprisonment for, any of the [criminal offences referred to in section 32\(1\)\(c\) or \(d\) of the Business Names Registration Act 2011](#).

Next

The screens and data pictured in this guide are examples only. Actual screens can have minor differences in text and layout.



ASIC

Connect

Review

1. Check that the information displayed is correct.
2. Select **Edit** to change any details that are incorrect.
3. Select **Submit** to proceed with payment.

Once you select **Submit** you can no longer change your details.

ASIC Connect

Welcome Joshua Close [Log Out](#)

Search ASIC Registers

Within: Select
For: [Go](#)

[Home](#) [Person Details](#) [Business Details](#) [Business Name Registration](#) [Lodgements & Notifications](#) [myAccount](#)

Apply for a Business Name

[Name](#) [Business](#) [Addresses](#) [Eligibility](#) **Review** [Declare](#) [Payment](#) [Confirmation](#)

1

Review Transaction reference number: 1-16PD764
Here are the details that you have provided. You can select 'Edit' to change details or 'Submit' to proceed. Once you submit your application you can no longer make changes.

Proposed business name: business name example
Details on the Australian Business Register (ABR) [?](#)

ABR Entity Name: EXAMPLE ENTITY NAME
Type: Individual
ABN: 51096987148

Name **2** [Hide](#) [Edit](#)

☒ **business name example** is currently available.
Registration Fee: \$30.00 AUD 1 Year

Business **2** [Hide](#) [Edit](#)

Individual's details

Given Name: EXAMPLE
Other Given Names:
Family Name: NAME

Birth details

Date of birth: 01/05/1975
Country: Australia
State: NSW
City/Suburb: Sydney

Residential address

Country: Australia
Street number: 1
Street name: Example
Street type: St
City/Suburb: Melbourne
State: VIC
Postcode: 3000

Email address

Email address: example@email.com

Addresses **2** [Hide](#) [Edit](#)

Address type	Address Details	This Address is
Address for service of documents	1 Example St Melbourne VIC 3000	Available to public
Principal place of business	1 Example St Melbourne VIC 3000	Available to public
Email SMS (Optional)	example@email.com	Used by ASIC to send notices

Eligibility **2** [Hide](#) [Edit](#)

☒ I am not disqualified from managing corporations under section 206B(1) of the Corporations Act 2001

☒ Within the last 5 years I have not been:

- convicted of, or
- released from prison after being convicted of, and serving a term of imprisonment for, any of the [criminal offences referred to in section 32\(1\)\(c\) or \(d\) of the Business Names Registration Act 2011](#).

[Back](#) [Cancel](#) [Save & Exit](#) **3** [Submit](#)

Do it Now

- Link a business name
- Register a business name
- Check business name availability
- Renew a business name
- Search ASIC registers

Quick Links

- Australian Business Register
- ABN Lookup
- Find ACN
- Australian Business Account
- Australian Business Licence and Information Service
- Trade mark check
- Franchise Council of Australia
- NZ Companies Office
- Information Brokers

Need Help?

- Register a business name
- Link your business name
- Renew your business name
- Troubleshooting
- Frequently asked questions

Follow ASIC

[FOLLOW US ON Twitter](#)

[See more on YouTube](#)

[Join us on facebook](#)

[ASIC WEBCAST](#)

The screens and data pictured in this guide are examples only. Actual screens can have minor differences in text and layout.

Declare

1. Read the declaration to ensure you agree with the conditions of the transaction.
2. If you agree, tick the boxes next to the declaration to proceed.
3. Select your authority for lodging the application.
4. Select **Next** to continue.

Welcome Joshua Close Log Out

Search ASIC Registers

Within: Select

For: Go

Home Person Details Business Details Business Name Registration Lodgements & Notifications myAccount

Apply for a Business Name

Transaction reference number: 1-16PD764

Declare

Proposed business name: business name example

Details on the Australian Business Register (ABR)

ABR Entity Name: EXAMPLE ENTITY NAME Type: Individual

ABN: 51096987148

1

2

3

4

Do It Now

- Link a business name
- Register a business name
- Check business name availability
- Renew a business name
- Search ASIC registers

Quick Links

- Australian Business Register
- ABN Lookup
- Find ACN
- Australian Business Account
- Australian Business Licence and Information Service
- Trade mark check
- Franchise Council of Australia
- NZ Companies Office
- Information Brokers

Need Help ?

- Register a business name
- Link your business name
- Renew your business name
- Troubleshooting
- Frequently asked questions

Follow ASIC

FOLLOW US ON Twitter

See more on YouTube

Join us on facebook

ASIC WEBCAST

Cancel Next

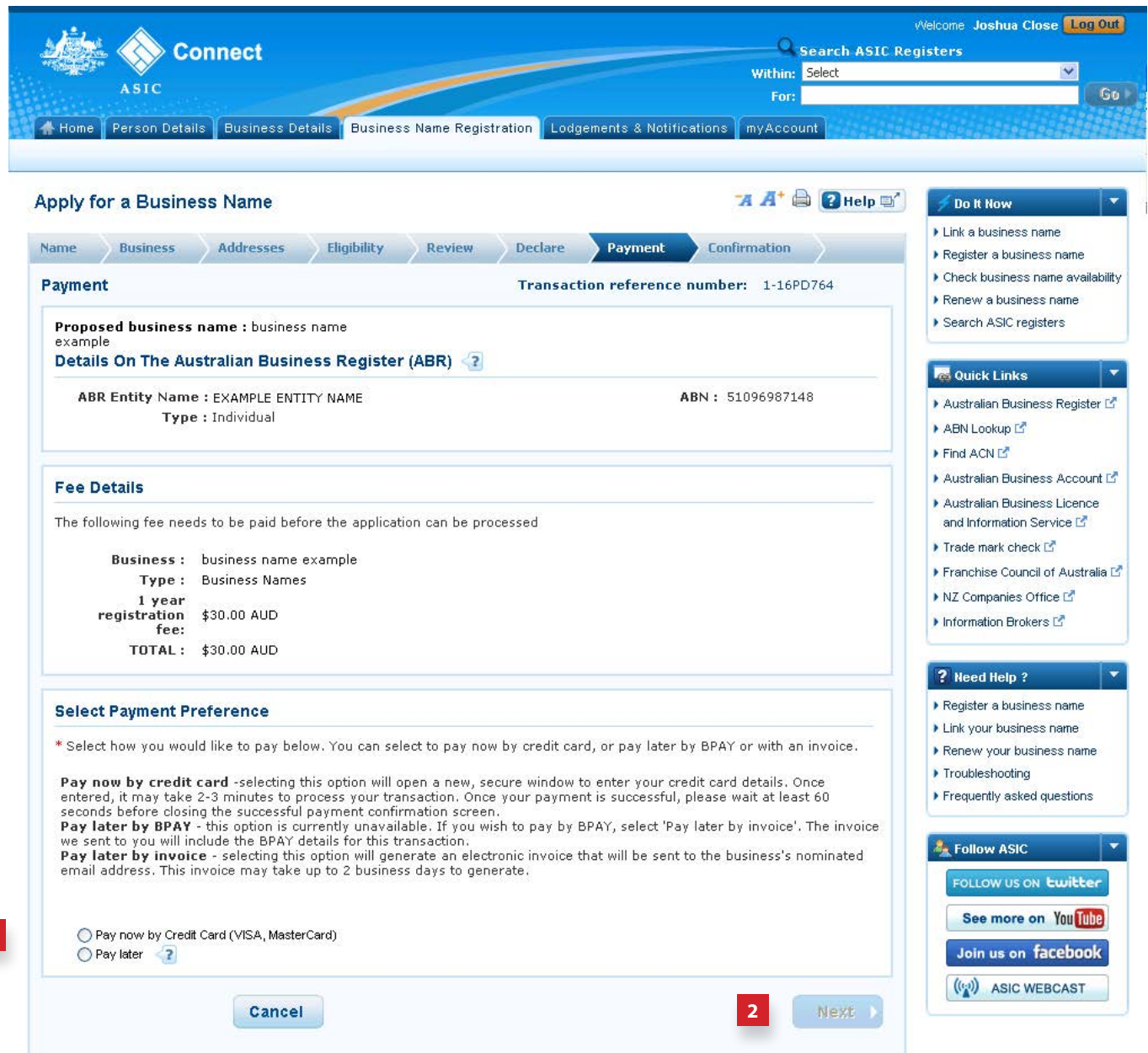
The screens and data pictured in this guide are examples only. Actual screens can have minor differences in text and layout.

Payment

Pay now

You can choose to pay for your registration now by credit card or later, by invoice or BPAY.

1. Select the **Pay now** option.
2. Select **Next** to proceed



Apply for a Business Name

Transaction reference number: 1-16PD764

Payment

Proposed business name : business name example
 Details On The Australian Business Register (ABR) ?

ABR Entity Name : EXAMPLE ENTITY NAME ABN : 51096987148
 Type : Individual

Fee Details

The following fee needs to be paid before the application can be processed

Business : business name example
 Type : Business Names
 1 year registration fee: \$30.00 AUD
 TOTAL : \$30.00 AUD

Select Payment Preference

* Select how you would like to pay below. You can select to pay now by credit card, or pay later by BPAY or with an invoice.

Pay now by credit card -selecting this option will open a new, secure window to enter your credit card details. Once entered, it may take 2-3 minutes to process your transaction. Once your payment is successful, please wait at least 60 seconds before closing the successful payment confirmation screen.
Pay later by BPAY - this option is currently unavailable. If you wish to pay by BPAY, select 'Pay later by invoice'. The invoice we sent to you will include the BPAY details for this transaction.
Pay later by invoice - selecting this option will generate an electronic invoice that will be sent to the business's nominated email address. This invoice may take up to 2 business days to generate.

☒ Pay now by Credit Card (VISA, MasterCard)
☐ Pay later ?

1

2

Cancel Next


The screens and data pictured in this guide are examples only. Actual screens can have minor differences in text and layout.



Credit card payment



1. Enter your credit card details.
2. Select **Submit** to process payment.

Pay Now Close




1

Amount(AUD): \$30.00

Cards Accepted:  

* Card Number:


* Expiry Date: /

* CVV: 

Transaction Reference Number: 1-16PD764

You are about to make a payment to the Australian Securities and Investment Commission, in Australia. Ensure you review our [refund policy](#) and [security policy](#) before making payment.

You have been redirected to a secure page. Once you have completed your payment, you will be sent back to the transaction confirmation page.



[Privacy](#) [Help](#) [Contact Us](#)

Please do not click on the back button on your browser while we complete this request.

The screens and data pictured in this guide are examples only. Actual screens can have minor differences in text and layout.





Payment receipt

If payment is successful, your payment receipt will be displayed.

Select **Close** at the top of the screen to resume your transaction.

Pay Now

Close

  **Connect**
ASIC

Credit Card Payment Transaction Reference Number: 1-16NRCOO

Your payment was successful.


Your payment reference number is provided below. You can view a summary of this transaction in ASIC Connect, through myTransactions.

YOU MUST RETURN TO ASIC CONNECT TO COMPLETE THIS TRANSACTION

Select the word "Close" in the top right hand corner of this screen. Do not close the browser window.

Payment receipt number: 637824

You have been redirected to a secure page. Once you have completed your payment and selected close, you will be sent back to the transaction confirmation page.



[Privacy](#) [Help](#) [Contact Us](#)

Please do not click on the back button on your browser while we complete this request.

Note: We do not accept American Express and Diners cards.

The screens and data pictured in this guide are examples only. Actual screens can have minor differences in text and layout.

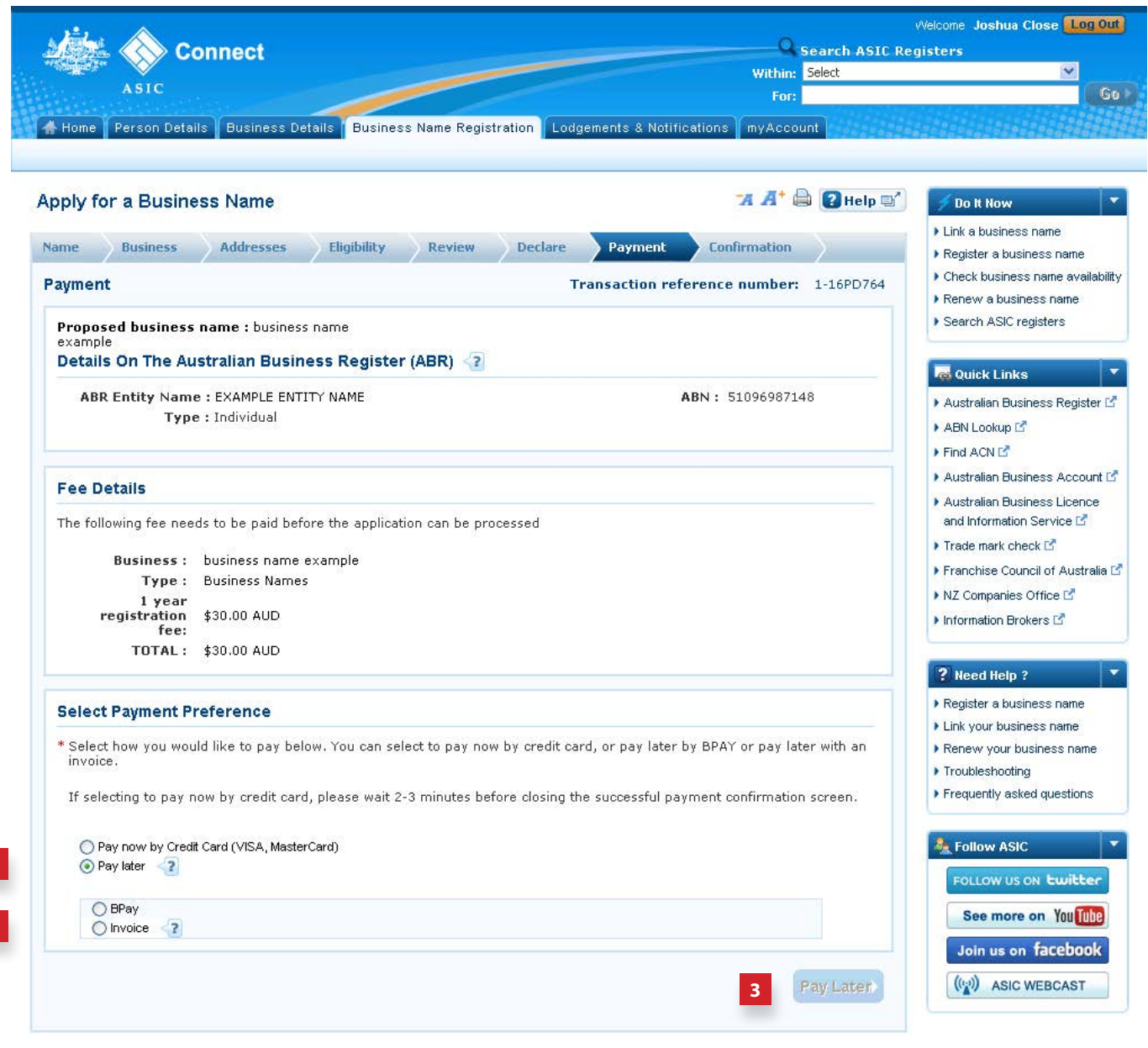
Payment

Pay later

You can pay for your business name registration later, by invoice or BPAY.

1. Select the **Pay later** option.
2. Select the **Invoice** or **BPAY** option.
 - If you select **Invoice**, you will need to select the address from the known addresses drop-down box or enter a new address for the invoice to be sent to.
 - If you select **BPAY** you will need to print or make note of the BPAY details and process your payment.
3. Select **Pay Later** to proceed to confirmation screen.

The screens and data pictured in this guide are examples only. Actual screens can have minor differences in text and layout.



Apply for a Business Name

Transaction reference number: 1-16PD764

Payment

Proposed business name : business name example
 Details On The Australian Business Register (ABR) ?

ABR Entity Name : EXAMPLE ENTITY NAME ABN : 51096987148
 Type : Individual

Fee Details

The following fee needs to be paid before the application can be processed

Business : business name example
 Type : Business Names
 1 year registration fee: \$30.00 AUD
 TOTAL : \$30.00 AUD

Select Payment Preference

* Select how you would like to pay below. You can select to pay now by credit card, or pay later by BPAY or pay later with an invoice.

If selecting to pay now by credit card, please wait 2-3 minutes before closing the successful payment confirmation screen.

☐ Pay now by Credit Card (VISA, MasterCard)

☒ Pay later ?

☐ BPay
☐ Invoice ?

1 **2** **3** **Pay Later**

Do It Now

- Link a business name
- Register a business name
- Check business name availability
- Renew a business name
- Search ASIC registers

Quick Links

- Australian Business Register
- ABN Lookup
- Find ACN
- Australian Business Account
- Australian Business Licence and Information Service
- Trade mark check
- Franchise Council of Australia
- NZ Companies Office
- Information Brokers

Need Help ?

- Register a business name
- Link your business name
- Renew your business name
- Troubleshooting
- Frequently asked questions

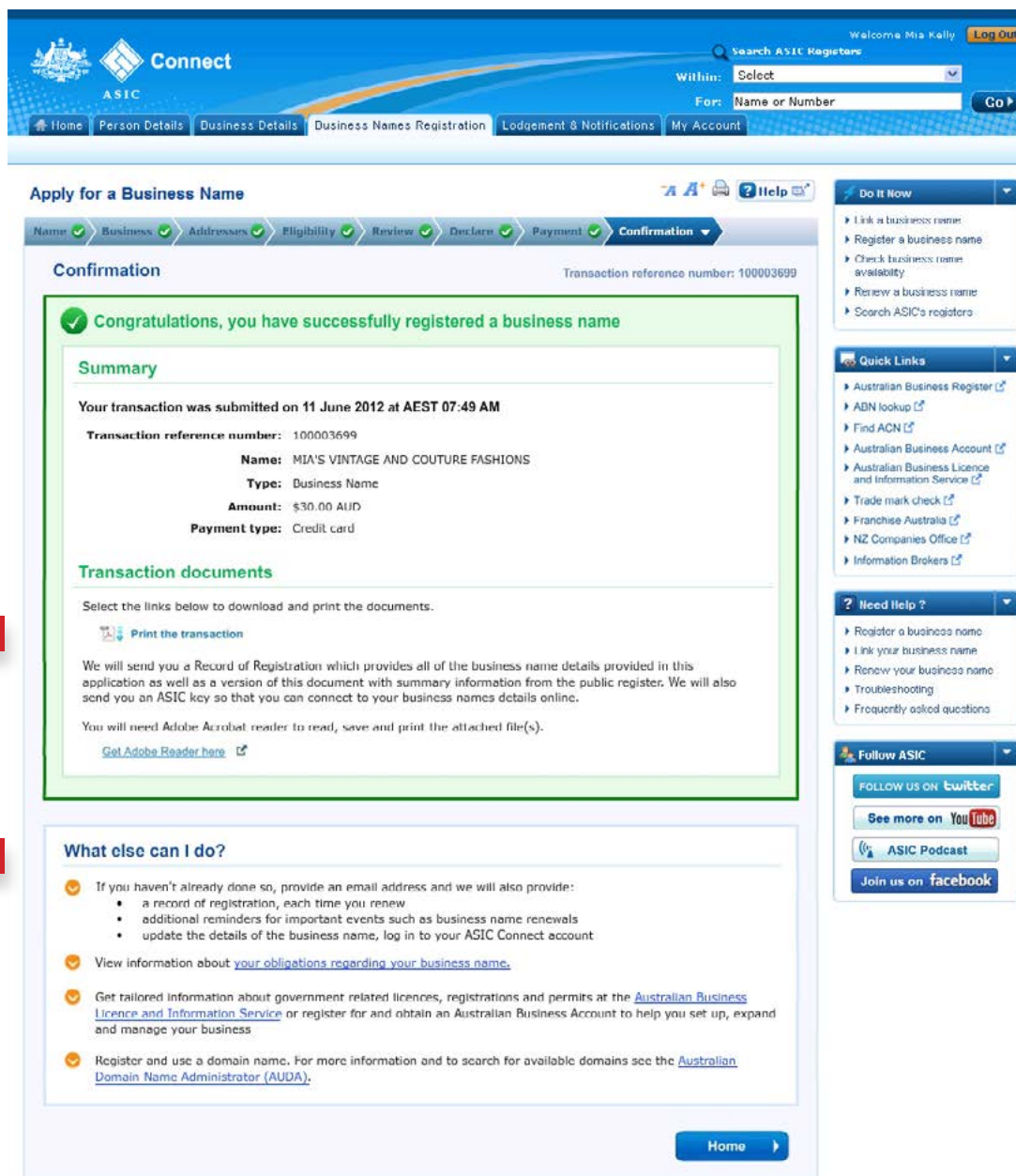
Follow ASIC

- FOLLOW US ON twitter
- See more on YouTube
- Join us on facebook
- ASIC WEBCAST

Confirmation

You will receive confirmation that your application has been submitted.

1. Select **Print this transaction** to download a printable PDF file of the transaction.
2. Select one of the links under **What else can I do** for more information about other services or select **Home** to return to the home page.



ASiC Connect

Welcome Mia Kelly Log Out

Search ASIC Registers

Within: Select

For: Name or Number Go

Home Person Details Business Details Business Names Registration Lodgement & Notifications My Account

Apply for a Business Name

Do It Now

- Link a business name
- Register a business name
- Check business name availability
- Renew a business name
- Search ASIC's registers

Quick Links

- Australian Business Register
- ABN lookup
- Find ACN
- Australian Business Account
- Australian Business Licence and Information Service
- Trade mark check
- Franchise Australia
- NZ Companies Office
- Information Brokers

Need Help?

- Register a business name
- Link your business name
- Renew your business name
- Troubleshooting
- Frequently asked questions

Follow ASIC

FOLLOW US ON twitter

See more on YouTube

ASIC Podcast

Join us on facebook

Confirmation

Transaction reference number: 100003699

✓ Congratulations, you have successfully registered a business name

Summary

Your transaction was submitted on 11 June 2012 at AEST 07:49 AM

Transaction reference number: 100003699

Name: MIA'S VINTAGE AND COUTURE FASHIONS


Type: Business Name

Amount: \$30.00 AUD

Payment type: Credit card

Transaction documents

Select the links below to download and print the documents.

 [Print the transaction](#)

We will send you a Record of Registration which provides all of the business name details provided in this application as well as a version of this document with summary information from the public register. We will also send you an ASIC key so that you can connect to your business names details online.

You will need Adobe Acrobat reader to read, save and print the attached file(s).

[Get Adobe Reader here](#)

What else can I do?

- ✓ If you haven't already done so, provide an email address and we will also provide:
 - a record of registration, each time you renew
 - additional reminders for important events such as business name renewals
 - update the details of the business name, log in to your ASIC Connect account
- ✓ View information about [your obligations regarding your business name](#).
- ✓ Get tailored information about government related licences, registrations and permits at the [Australian Business Licence and Information Service](#) or register for and obtain an Australian Business Account to help you set up, expand and manage your business
- ✓ Register and use a domain name. For more information and to search for available domains see the [Australian Domain Name Administrator \(AUDA\)](#).

Home

The screens and data pictured in this guide are examples only. Actual screens can have minor differences in text and layout.